


Crimson is mobile optimized, allowing you to access your favorite features on the go. In order to access Crimson easier on your mobile device, you can set up a Website shortcut.

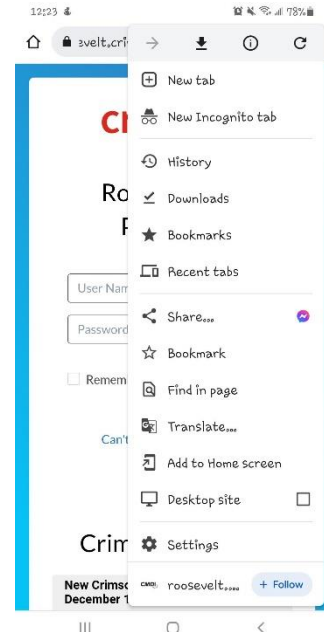
### Android

#### Chrome

1. Launch Chrome on your Android device and open [crimson.cmdi.com](http://crimson.cmdi.com) or your committee's specific browser.
2. Tap the menu button and tap the **Add to Home screen** option.
3. You will now have an icon on your device's home screen that you can use to access Crimson in one tap.


#### Firefox

1. Launch Firefox on your Android device and open [crimson.cmdi.com](http://crimson.cmdi.com) or your committee's specific browser.
2. Tap the  icon in the top right corner. In the drop menu that appears, select **Add to Home Screen**.
3. You will now have an icon on your device's home screen that you can use to access Crimson in one tap.



## iPhone, iPad, & iPod Touch

### Safari

1. Launch the Safari browser on your Apple device and open [crimson.cmdi.com](http://crimson.cmdi.com) or your committee's specific browser.
2. Tap the  icon in either the bottom center or top left depending on your device.
3. In the new window, scroll down and select the **Add to Home Screen** option.
4. In the new tab, you can name the shortcut. Click **Add** in the top right corner.
5. You will now have an icon on your device's home screen that you can use to access Crimson in one tap.

*Note: Because of the iOS on Apple devices, you can only create a mobile shortcut using Safari.*

