

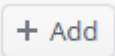


## Schedule H2 – Allocation Ratio

According to the FEC, State/District/Local Party Committees, Separate Segregated Funds, and Non-Connected Committees must report the allocation methods and percentages for Federal and Non-Federal expenses in Schedule H1 and/or H2 on Form 3X reports.

Schedule H2 should be used for: fundraising events where Federal and Non-Federal funds are collected by a single committee and/or for activities that provide direct candidate support to both Federal and Non-Federal candidates.

For **Schedule H2 - Allocation Ratio**, you will need to enter this information directly into your FEC report in CrimsonFiler (NOT in your Crimson database).

1. In your FEC report (Form 3X) in CrimsonFiler, select the **Sched H2** tab.
2. You can edit this schedule using one of the following options:

- **Manually** – Click  to add a new record. Once you have entered the info (Name; Tran ID; Activity – Direct Fundraising or Direct Candidate Support; Ratio – New, Revised, or Same as Previously Reported; Federal %; Nonfederal %; and/or Text), click **Save Changes**.
- **Import** – Click  to manually import a file into the report. Follow **Step 1: Upload file, Step 2: Map Fields, Step 3: Validate**, and then click **Import Now**. Select either **Append** if you want to add this info to the report’s existing data or **Replace** if you want to replace the original data in Schedule H2.
- **Duplicate** – Click  to copy an existing record.

Schedule H2 - Add Allocation Ratio

Ratio			
Name	<input type="text" value="CMDI"/>	Tran Id	<input type="text" value="SH2.1"/>
Activity	<input checked="" type="checkbox"/> Direct Fundraising <input type="checkbox"/> Direct Candidate Support	Federal %	<input type="text" value="36"/>
Ratio	<input checked="" type="radio"/> New <input type="radio"/> Revised <input type="radio"/> Same as Previously Reported	Nonfederal %	<input type="text" value="64"/>
<div style="border: 1px solid #ccc; padding: 5px; margin-top: 5px;"> <div style="display: flex; justify-content: space-between; align-items: center;"> <span>▼ Text</span> <span style="font-size: 0.8em;">[X]</span> </div> <div style="height: 40px;"></div> </div>			

You can use the **Export** button if you want to review the information in Schedule H2.

***\*\*Please Note: Refer to the [Crimson Filer – Schedule H1](#), [Crimson Filer – Schedule H3](#), [Crimson Filer – Schedule H4](#), and [Crimson – Expenditures – Schedule H4 Disbursements for Allocated Federal/Non-Federal Activity](#) guides on the HelpDesk for more information on the other sections of Schedule H.***