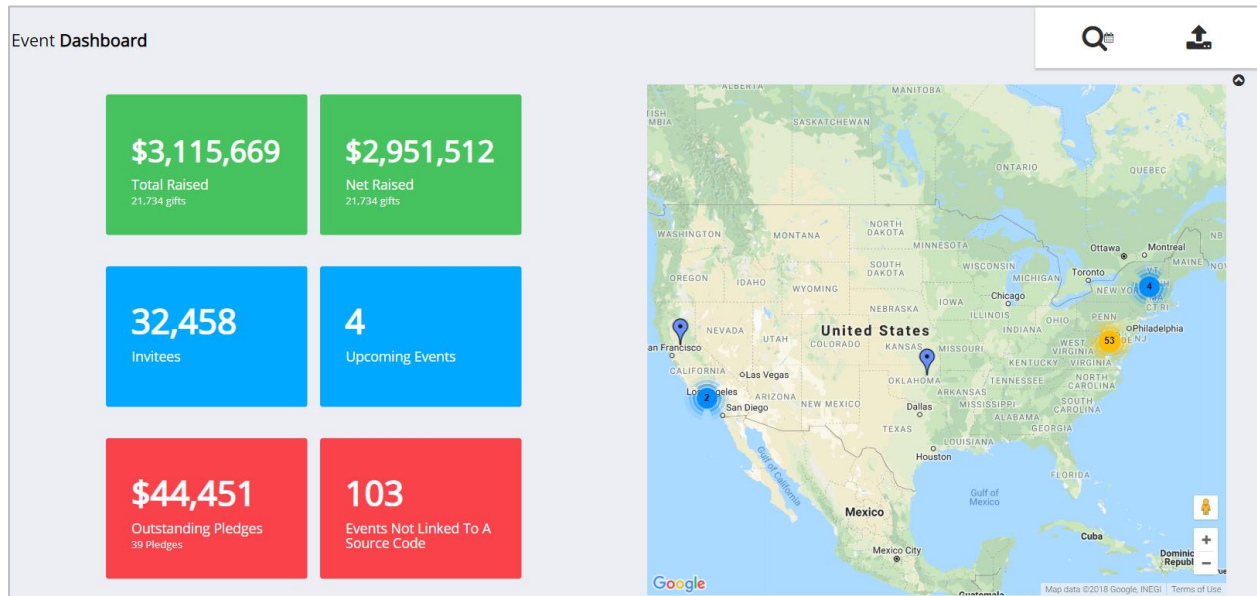




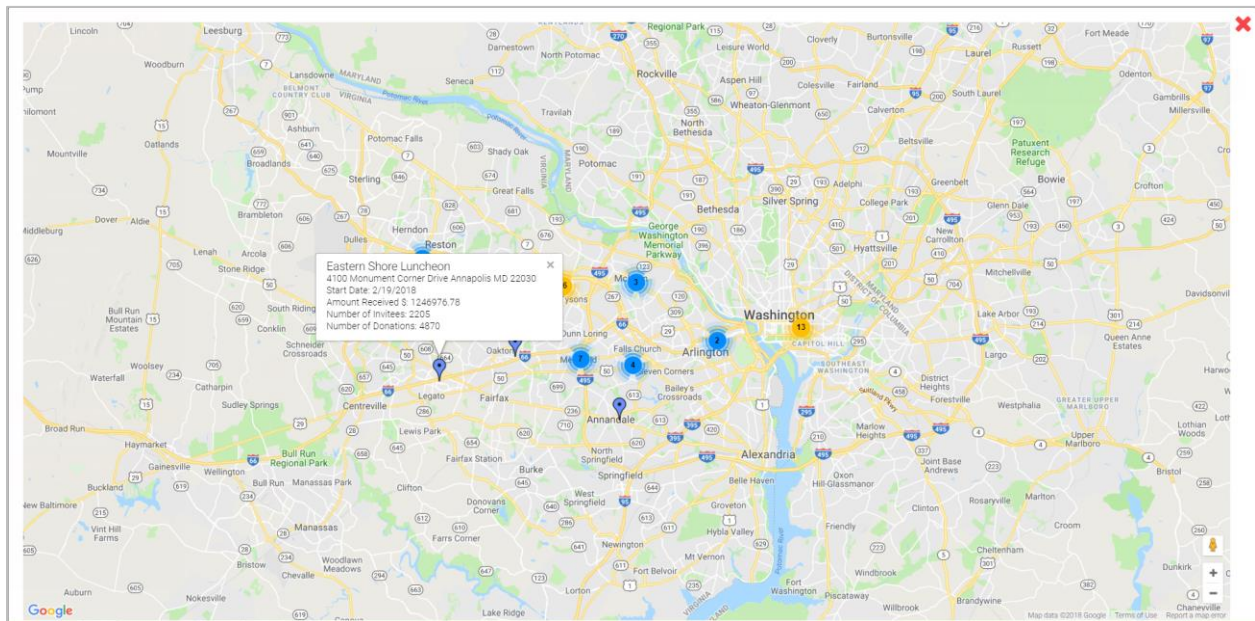
The **Event Map It** feature displays the events on a map, allowing you to visualize your events across the country. Use this tool to get a quick snapshot of where your major areas of presence are, review what areas may need more attention, and much more!

Event Map Feature



1. To get started, go to the **Event Dashboard**.
2. All Events will display by default on the dashboard map. Use the **Event Search** to narrow the amount of events that are mapped with the **Map It** feature.
3. Click the  button to search. Use the **Filters** tab to search based on codes, date, location, and/or contact information.
4. The results will preview on the screen with options at the footer of the screen. Click the  button and then select **Map It**.
5. The map will open and display the first 500 records from your results.

Helpful Tips



- Zoom into any area of the map for greater detail.
- Click on one of the blue pins to see the event's information.
- Click on the event name to open the event's full details.